




BELLA VISTA
FRACCIONAMIENTO

NOVA
TERRA

¿Quiénes Somos?

Somos una empresa mexicana dedicada a realizar proyectos de inversión inmobiliaria en el pacífico oaxaqueño.

Te ofrecemos los mejores inmuebles residenciales a precios accesibles para diversificar tu capital en el área de mayor plusvalía en toda la costa.



NOVA
TERRA

PUERTO ESCONDIDO, OAXACA



La capital del turismo en Oaxaca, está actualmente en un proceso de aceleración económica y turística, donde la inversión y la infraestructura está creciendo día a día. Cuenta con algunas de las playas más hermosas del país y se proyecta como el próximo gran destino turístico del Pacífico.

Puerto es considerado como uno de los destinos mexicanos con mayor potencial de desarrollo inmobiliario.

El proyecto

Lotes de inversión ubicación a 10 min de puerto escondido, zona de alta plusvalía a un costado de la nueva autopista de Oax-Pxm y 5 min de la playa. El desarrollo se compone de 66 lotes con superficie desde 200 m2.

!Perfectos para invertir!

Multiplica tu dinero en un plazo de 5 a 10 años.

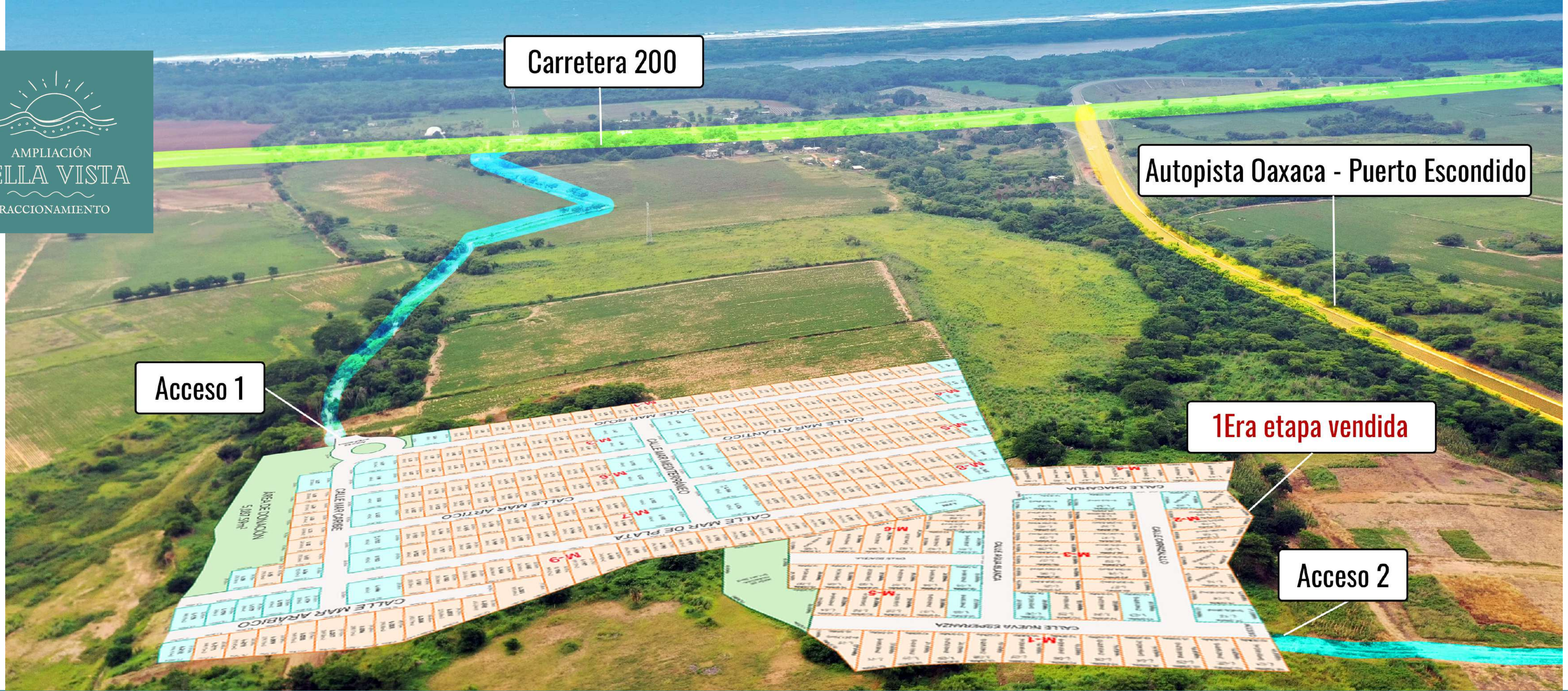
Todos los lotes se entregan con:

- ✓ Calles blancas
- ✓ Mojoneras
- ✓ Acceso
- ✓ Áreas desmontadas y marcadas



NOVA
TERRA





Fraccionamiento Ampliación Bella Vista



A

Colinda con la autopista Oaxaca-Puerto Escondido


2 min de la carretera n. 200.

8 min de Puerto Escondido.

2 min de la comunidad de Ventanilla.

5 min de la Laguna y mar.





ACCESO CON GLORIETA

Ubicación

← PUERTO ESCONDIDO

LAS GARROCHAS



OAXACA →

Parque Acuático Ventanilla

VENTANILLA

AUTOPISTA SANTIAGO PINOTEPA NACIONAL - SALINA CRUZ

AUTOPISTA OAXACA-PUERTO ESCONDIDO

→ HUATULCO

LOS NARANJOS

Playa Cencalli 

LAGUNA DE VENTANILLA

Playa La Ventanilla 

NOVA TERRA



ZONA PLATA

CONTADO O 12 MESES

\$180,000

Enganche: **\$18,000**

Mensualidad: **\$13,500**

24 MESES

\$190,000

Enganche: **\$19,000**

Mensualidad: **\$7,125**

36 MESES

\$200,000

Enganche: **\$20,000**

Mensualidad: **\$5,000**

Acceso 2

Acceso 1

ZONA ORO

CONTADO O 12 MESES

\$190,000

Enganche: **\$19,000**

Mensualidad: **\$14,250**

24 MESES

\$200,000

Enganche: **\$20,000**

Mensualidad: **\$7,500**

36 MESES

\$210,000

Enganche: **\$21,000**

Mensualidad: **\$5,250**

NOVA
TERRA

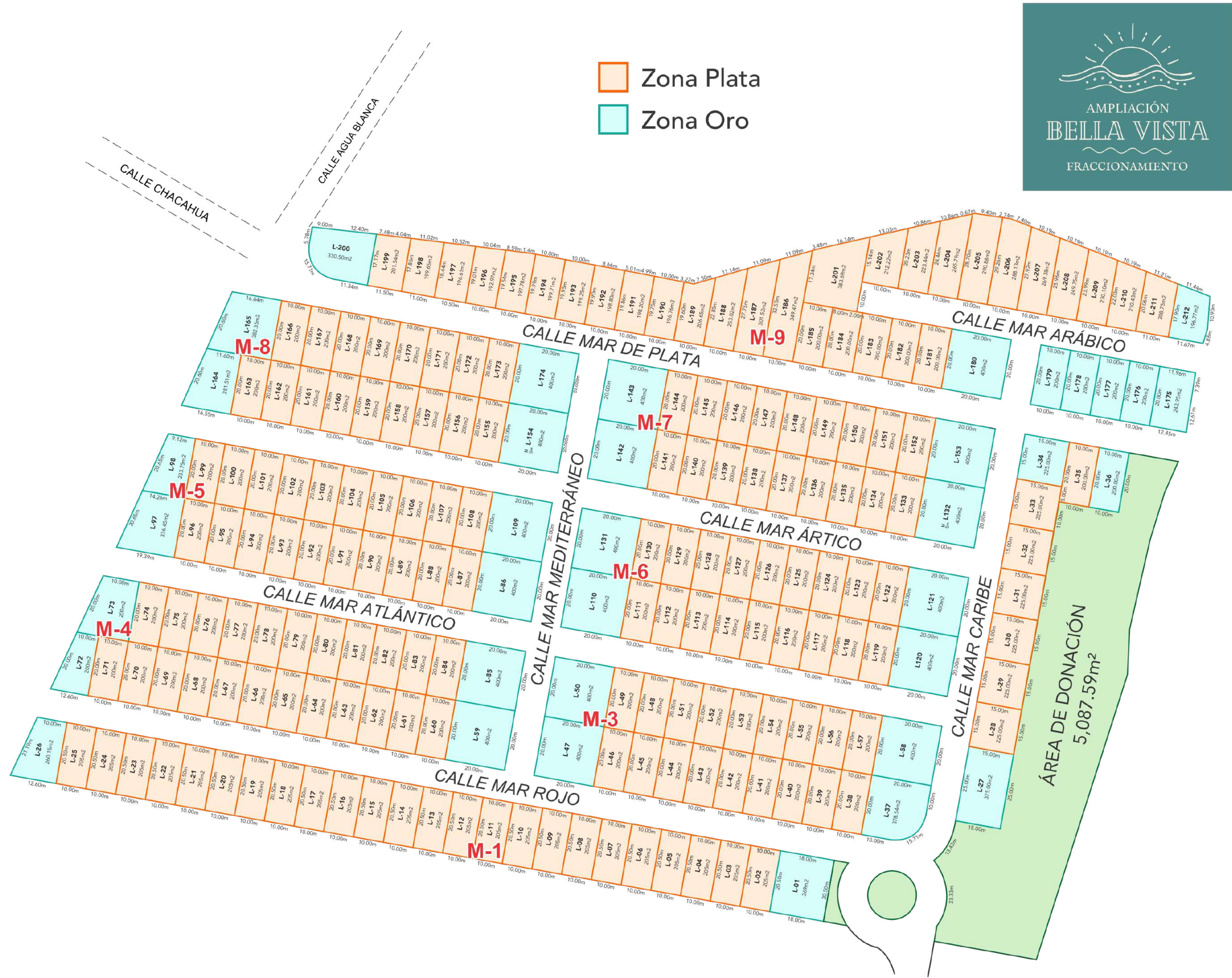
AMPLIACIÓN
BELLA VISTA
FRACCIONAMIENTO

Acceso 1

Acceso 2



LOTES



MANZANA	LOTE	M2	CONTADO O 12 MESES			24 MESES			36 MESES		
			TOTAL	ENGANCHE	MENSUALIDAD	TOTAL	ENGANCHE	MENSUALIDAD	TOTAL	ENGANCHE	MENSUALIDAD
M-1	L-1	369.00 m2	\$ 350,550.00	\$ 34,950.00	\$ 26,300.00	\$369,000.00	\$ 36,600.00	\$ 13,850.00	\$387,450.00	\$ 38,250.00	\$ 9,700.00
	L-2	205.00 m2	\$ 184,500.00	\$ 18,300.00	\$ 13,850.00	\$194,750.00	\$ 19,550.00	\$ 7,300.00	\$205,000.00	\$ 19,600.00	\$ 5,150.00
	L-3	205.00 m2	\$ 184,500.00	\$ 18,300.00	\$ 13,850.00	\$194,750.00	\$ 19,550.00	\$ 7,300.00	\$205,000.00	\$ 19,600.00	\$ 5,150.00
	L-4	205.00 m2	\$ 184,500.00	\$ 18,300.00	\$ 13,850.00	\$194,750.00	\$ 19,550.00	\$ 7,300.00	\$205,000.00	\$ 19,600.00	\$ 5,150.00
	L-5	205.00 m2	\$ 184,500.00	\$ 18,300.00	\$ 13,850.00	\$194,750.00	\$ 19,550.00	\$ 7,300.00	\$205,000.00	\$ 19,600.00	\$ 5,150.00
	L-6	205.00 m2	\$ 184,500.00	\$ 18,300.00	\$ 13,850.00	\$194,750.00	\$ 19,550.00	\$ 7,300.00	\$205,000.00	\$ 19,600.00	\$ 5,150.00
	L-7	205.00 m2	\$ 184,500.00	\$ 18,300.00	\$ 13,850.00	\$194,750.00	\$ 19,550.00	\$ 7,300.00	\$205,000.00	\$ 19,600.00	\$ 5,150.00
	L-8	205.00 m2	\$ 184,500.00	\$ 18,300.00	\$ 13,850.00	\$194,750.00	\$ 19,550.00	\$ 7,300.00	\$205,000.00	\$ 19,600.00	\$ 5,150.00
	L-9	205.00 m2	\$ 184,500.00	\$ 18,300.00	\$ 13,850.00	\$194,750.00	\$ 19,550.00	\$ 7,300.00	\$205,000.00	\$ 19,600.00	\$ 5,150.00
	L-10	205.00 m2	\$ 184,500.00	\$ 18,300.00	\$ 13,850.00	\$194,750.00	\$ 19,550.00	\$ 7,300.00	\$205,000.00	\$ 19,600.00	\$ 5,150.00
	L-11	205.00 m2	\$ 184,500.00	\$ 18,300.00	\$ 13,850.00	\$194,750.00	\$ 19,550.00	\$ 7,300.00	\$205,000.00	\$ 19,600.00	\$ 5,150.00
	L-12	205.00 m2	\$ 184,500.00	\$ 18,300.00	\$ 13,850.00	\$194,750.00	\$ 19,550.00	\$ 7,300.00	\$205,000.00	\$ 19,600.00	\$ 5,150.00
	L-13	205.00 m2	\$ 184,500.00	\$ 18,300.00	\$ 13,850.00	\$194,750.00	\$ 19,550.00	\$ 7,300.00	\$205,000.00	\$ 19,600.00	\$ 5,150.00
	L-14	205.00 m2	\$ 184,500.00	\$ 18,300.00	\$ 13,850.00	\$194,750.00	\$ 19,550.00	\$ 7,300.00	\$205,000.00	\$ 19,600.00	\$ 5,150.00
	L-15	205.00 m2	\$ 184,500.00	\$ 18,300.00	\$ 13,850.00	\$194,750.00	\$ 19,550.00	\$ 7,300.00	\$205,000.00	\$ 19,600.00	\$ 5,150.00
	L-16	205.00 m2	\$ 184,500.00	\$ 18,300.00	\$ 13,850.00	\$194,750.00	\$ 19,550.00	\$ 7,300.00	\$205,000.00	\$ 19,600.00	\$ 5,150.00
	L-17	205.00 m2	\$ 184,500.00	\$ 18,300.00	\$ 13,850.00	\$194,750.00	\$ 19,550.00	\$ 7,300.00	\$205,000.00	\$ 19,600.00	\$ 5,150.00
	L-18	205.00 m2	\$ 184,500.00	\$ 18,300.00	\$ 13,850.00	\$194,750.00	\$ 19,550.00	\$ 7,300.00	\$205,000.00	\$ 19,600.00	\$ 5,150.00
	L-19	205.00 m2	\$ 184,500.00	\$ 18,300.00	\$ 13,850.00	\$194,750.00	\$ 19,550.00	\$ 7,300.00	\$205,000.00	\$ 19,600.00	\$ 5,150.00
	L-20	205.00 m2	\$ 184,500.00	\$ 18,300.00	\$ 13,850.00	\$194,750.00	\$ 19,550.00	\$ 7,300.00	\$205,000.00	\$ 19,600.00	\$ 5,150.00
	L-21	205.00 m2	\$ 184,500.00	\$ 18,300.00	\$ 13,850.00	\$194,750.00	\$ 19,550.00	\$ 7,300.00	\$205,000.00	\$ 19,600.00	\$ 5,150.00
	L-22	205.00 m2	\$ 184,500.00	\$ 18,300.00	\$ 13,850.00	\$194,750.00	\$ 19,550.00	\$ 7,300.00	\$205,000.00	\$ 19,600.00	\$ 5,150.00
	L-23	205.00 m2	\$ 184,500.00	\$ 18,300.00	\$ 13,850.00	\$194,750.00	\$ 19,550.00	\$ 7,300.00	\$205,000.00	\$ 19,600.00	\$ 5,150.00
	L-24	205.00 m2	\$ 184,500.00	\$ 18,300.00	\$ 13,850.00	\$194,750.00	\$ 19,550.00	\$ 7,300.00	\$205,000.00	\$ 19,600.00	\$ 5,150.00
	L-25	205.00 m2	\$ 184,500.00	\$ 18,300.00	\$ 13,850.00	\$194,750.00	\$ 19,550.00	\$ 7,300.00	\$205,000.00	\$ 19,600.00	\$ 5,150.00
	L-26	260.15 m2	\$ 247,144.40	\$ 24,544.40	\$ 18,550.00	\$260,152.00	\$ 26,152.00	\$ 9,750.00	\$273,159.60	\$ 26,559.60	\$ 6,850.00
M-2	L-27	375.00 m2	\$ 356,250.00	\$ 35,850.00	\$ 26,700.00	\$375,000.00	\$ 37,800.00	\$ 14,050.00	\$393,750.00	\$ 39,150.00	\$ 9,850.00
	L-28	225.00 m2	\$ 202,500.00	\$ 20,100.00	\$ 15,200.00	\$213,750.00	\$ 21,750.00	\$ 8,000.00	\$225,000.00	\$ 21,600.00	\$ 5,650.00
	L-29	225.00 m2	\$ 202,500.00	\$ 20,100.00	\$ 15,200.00	\$213,750.00	\$ 21,750.00	\$ 8,000.00	\$225,000.00	\$ 21,600.00	\$ 5,650.00
	L-30	225.00 m2	\$ 202,500.00	\$ 20,100.00	\$ 15,200.00	\$213,750.00	\$ 21,750.00	\$ 8,000.00	\$225,000.00	\$ 21,600.00	\$ 5,650.00
	L-31	225.00 m2	\$ 202,500.00	\$ 20,100.00	\$ 15,200.00	\$213,750.00	\$ 21,750.00	\$ 8,000.00	\$225,000.00	\$ 21,600.00	\$ 5,650.00
	L-32	225.00 m2	\$ 202,500.00	\$ 20,100.00	\$ 15,200.00	\$213,750.00	\$ 21,750.00	\$ 8,000.00	\$225,000.00	\$ 21,600.00	\$ 5,650.00
	L-33	225.00 m2	\$ 202,500.00	\$ 20,100.00	\$ 15,200.00	\$213,750.00	\$ 21,750.00	\$ 8,000.00	\$225,000.00	\$ 21,600.00	\$ 5,650.00
	L-34	225.00 m2	\$ 213,750.00	\$ 21,150.00	\$ 16,050.00	\$225,000.00	\$ 22,200.00	\$ 8,450.00	\$236,250.00	\$ 23,850.00	\$ 5,900.00
	L-35	200.00 m2	\$ 180,000.00	\$ 18,000.00	\$ 13,500.00	\$190,000.00	\$ 18,400.00	\$ 7,150.00	\$200,000.00	\$ 20,000.00	\$ 5,000.00
	L-36	200.00 m2	\$ 190,000.00	\$ 19,000.00	\$ 14,250.00	\$200,000.00	\$ 20,000.00	\$ 7,500.00	\$210,000.00	\$ 21,000.00	\$ 5,250.00

MANZANA	LOTE	M2	CONTADO O 12 MESES			24 MESES			36 MESES		
			TOTAL	ENGANCHE	MENSUALIDAD	TOTAL	ENGANCHE	MENSUALIDAD	TOTAL	ENGANCHE	MENSUALIDAD
M-9	L-175	242.95 m2	\$ 230,806.30	\$ 23,206.30	\$ 17,300.00	\$242,954.00	\$ 24,554.00	\$ 9,100.00	\$255,101.70	\$ 24,701.70	\$ 6,400.00
	L-176	200.00 m2	\$ 190,000.00	\$ 19,000.00	\$ 14,250.00	\$200,000.00	\$ 20,000.00	\$ 7,500.00	\$210,000.00	\$ 21,000.00	\$ 5,250.00
	L-177	200.00 m2	\$ 190,000.00	\$ 19,000.00	\$ 14,250.00	\$200,000.00	\$ 20,000.00	\$ 7,500.00	\$210,000.00	\$ 21,000.00	\$ 5,250.00
	L-178	200.00 m2	\$ 190,000.00	\$ 19,000.00	\$ 14,250.00	\$200,000.00	\$ 20,000.00	\$ 7,500.00	\$210,000.00	\$ 21,000.00	\$ 5,250.00
	L-179	200.00 m2	\$ 190,000.00	\$ 19,000.00	\$ 14,250.00	\$200,000.00	\$ 20,000.00	\$ 7,500.00	\$210,000.00	\$ 21,000.00	\$ 5,250.00
	L-180	400.00 m2	\$ 380,000.00	\$ 38,000.00	\$ 28,500.00	\$400,000.00	\$ 40,000.00	\$ 15,000.00	\$420,000.00	\$ 42,000.00	\$ 10,500.00
	L-181	200.00 m2	\$ 180,000.00	\$ 18,000.00	\$ 13,500.00	\$190,000.00	\$ 18,400.00	\$ 7,150.00	\$200,000.00	\$ 20,000.00	\$ 5,000.00
	L-182	200.00 m2	\$ 180,000.00	\$ 18,000.00	\$ 13,500.00	\$190,000.00	\$ 18,400.00	\$ 7,150.00	\$200,000.00	\$ 20,000.00	\$ 5,000.00
	L-183	200.00 m2	\$ 180,000.00	\$ 18,000.00	\$ 13,500.00	\$190,000.00	\$ 18,400.00	\$ 7,150.00	\$200,000.00	\$ 20,000.00	\$ 5,000.00
	L-184	200.00 m2	\$ 180,000.00	\$ 18,000.00	\$ 13,500.00	\$190,000.00	\$ 18,400.00	\$ 7,150.00	\$200,000.00	\$ 20,000.00	\$ 5,000.00
	L-185	200.00 m2	\$ 180,000.00	\$ 18,000.00	\$ 13,500.00	\$190,000.00	\$ 18,400.00	\$ 7,150.00	\$200,000.00	\$ 20,000.00	\$ 5,000.00
	L-186	349.47 m2	\$ 314,518.50	\$ 31,318.50	\$ 23,600.00	\$331,991.75	\$ 33,191.75	\$ 12,450.00	\$349,465.00	\$ 34,465.00	\$ 8,750.00
	L-187	301.52 m2	\$ 271,363.50	\$ 27,163.50	\$ 20,350.00	\$286,439.25	\$ 28,439.25	\$ 10,750.00	\$301,515.00	\$ 29,715.00	\$ 7,550.00
	L-188	253.02 m2	\$ 227,715.30	\$ 22,515.30	\$ 17,100.00	\$240,366.15	\$ 24,366.15	\$ 9,000.00	\$253,017.00	\$ 24,417.00	\$ 6,350.00
	L-189	206.65 m2	\$ 185,985.90	\$ 18,585.90	\$ 13,950.00	\$196,318.45	\$ 19,918.45	\$ 7,350.00	\$206,651.00	\$ 21,251.00	\$ 5,150.00
	L-190	196.76 m2	\$ 177,085.80	\$ 17,485.80	\$ 13,300.00	\$186,923.90	\$ 18,923.90	\$ 7,000.00	\$196,762.00	\$ 20,362.00	\$ 4,900.00
	L-191	198.20 m2	\$ 178,376.40	\$ 17,576.40	\$ 13,400.00	\$188,286.20	\$ 19,086.20	\$ 7,050.00	\$198,196.00	\$ 19,996.00	\$ 4,950.00
	L-192	198.80 m2	\$ 178,923.60	\$ 18,123.60	\$ 13,400.00	\$188,863.80	\$ 18,463.80	\$ 7,100.00	\$198,804.00	\$ 20,604.00	\$ 4,950.00
	L-193	199.25 m2	\$ 179,327.70	\$ 17,927.70	\$ 13,450.00	\$189,290.35	\$ 18,890.35	\$ 7,100.00	\$199,253.00	\$ 19,253.00	\$ 5,000.00
	L-194	199.71 m2	\$ 179,739.00	\$ 17,739.00	\$ 13,500.00	\$189,724.50	\$ 19,324.50	\$ 7,100.00	\$199,710.00	\$ 19,710.00	\$ 5,000.00
	L-195	197.78 m2	\$ 178,001.10	\$ 17,801.10	\$ 13,350.00	\$187,890.05	\$ 18,690.05	\$ 7,050.00	\$197,779.00	\$ 19,579.00	\$ 4,950.00
	L-196	192.97 m2	\$ 173,670.30	\$ 17,070.30	\$ 13,050.00	\$183,318.65	\$ 18,918.65	\$ 6,850.00	\$192,967.00	\$ 20,167.00	\$ 4,800.00
	L-197	196.61 m2	\$ 176,947.20	\$ 17,947.20	\$ 13,250.00	\$186,777.60	\$ 18,777.60	\$ 7,000.00	\$196,608.00	\$ 20,208.00	\$ 4,900.00
	L-198	199.65 m2	\$ 179,681.40	\$ 17,681.40	\$ 13,500.00	\$189,663.70	\$ 19,263.70	\$ 7,100.00	\$199,646.00	\$ 19,646.00	\$ 5,000.00
L-199	201.54 m2	\$ 181,389.60	\$ 18,189.60	\$ 13,600.00	\$191,466.80	\$ 18,666.80	\$ 7,200.00	\$201,544.00	\$ 19,744.00	\$ 5,050.00	
L-200	330.50 m2	\$ 313,976.90	\$ 31,376.90	\$ 23,550.00	\$330,502.00	\$ 32,902.00	\$ 12,400.00	\$347,027.10	\$ 33,827.10	\$ 8,700.00	
L-201	383.69 m2	\$ 345,322.80	\$ 34,522.80	\$ 25,900.00	\$364,507.40	\$ 36,907.40	\$ 13,650.00	\$383,692.00	\$ 38,092.00	\$ 9,600.00	
L-202	212.22 m2	\$ 190,996.20	\$ 19,396.20	\$ 14,300.00	\$201,607.10	\$ 20,407.10	\$ 7,550.00	\$212,218.00	\$ 21,418.00	\$ 5,300.00	
L-203	360.17 m2	\$ 324,156.60	\$ 32,556.60	\$ 24,300.00	\$342,165.30	\$ 33,765.30	\$ 12,850.00	\$360,174.00	\$ 36,174.00	\$ 9,000.00	
L-204	223.44 m2	\$ 201,095.10	\$ 19,895.10	\$ 15,100.00	\$212,267.05	\$ 21,467.05	\$ 7,950.00	\$223,439.00	\$ 21,839.00	\$ 5,600.00	
L-205	290.88 m2	\$ 261,789.30	\$ 25,989.30	\$ 19,650.00	\$276,333.15	\$ 27,933.15	\$ 10,350.00	\$290,877.00	\$ 29,877.00	\$ 7,250.00	
L-206	288.13 m2	\$ 259,315.20	\$ 25,915.20	\$ 19,450.00	\$273,721.60	\$ 27,721.60	\$ 10,250.00	\$288,128.00	\$ 28,928.00	\$ 7,200.00	
L-207	269.38 m2	\$ 242,437.50	\$ 24,037.50	\$ 18,200.00	\$255,906.25	\$ 25,506.25	\$ 9,600.00	\$269,375.00	\$ 26,375.00	\$ 6,750.00	
L-208	249.75 m2	\$ 224,775.90	\$ 22,575.90	\$ 16,850.00	\$237,263.45	\$ 23,663.45	\$ 8,900.00	\$249,751.00	\$ 24,751.00	\$ 6,250.00	
L-209	230.10 m2	\$ 207,086.40	\$ 20,486.40	\$ 15,550.00	\$218,591.20	\$ 21,791.20	\$ 8,200.00	\$230,096.00	\$ 23,096.00	\$ 5,750.00	
L-210	210.43 m2	\$ 189,385.20	\$ 18,985.20	\$ 14,200.00	\$199,906.60	\$ 19,906.60	\$ 7,500.00	\$210,428.00	\$ 21,428.00	\$ 5,250.00	
L-211	208.75 m2	\$ 187,878.60	\$ 18,678.60	\$ 14,100.00	\$198,316.30	\$ 19,516.30	\$ 7,450.00	\$208,754.00	\$ 21,554.00	\$ 5,200.00	
L-212	196.77 m2	\$ 186,935.30	\$ 18,935.30	\$ 14,000.00	\$196,774.00	\$ 19,174.00	\$ 7,400.00	\$206,612.70	\$ 21,212.70	\$ 5,150.00	

CONTACTO



Av. Oaxaca S/N (Planta Alta), esquina
2 Norte. Col. Centro, Puerto
Escondido, Oaxaca. CP. 71980.



L-V: 9 am a 6 pm
Sábado: 9 am a 4 pm



954 688 06 31



954 181 82 62



Grupo Novaterra



www.gruponovaterra.mx

NOVA
TERRA